

CoolSplice Connectors

Connecting wires was never so easy!

A series of insulation displacement connectors (IDC) to make connecting of wire-to-wire simple. Both connectors can be used to make a fast connection between wires or between flat-ribbon cable and wire. The connectors are designed to be used with most common hand tools to make the electrical termination simple and cost efficient.

TE design engineers also put a lot of effort in the easy use of these connector products. With no training, it is possible to make perfect connections and in 2 simple steps, the termination can be made.

KEY FEATURES

- Simple push button termination
- Easy visual inspection
- Left/right termination independent
- Slim-symmetrical glossy appearance
- Optional sealing
- Standard version KEMA approved
- UL approved
- No wire stripping
- No screws, No sharp edges,
- No special tooling, No dirt moistening

APPLICATIONS

- Commercial refrigeration lighting
- Display and cabinet lighting
- Lighting in furniture
- Outdoor lighting
- Signs and building façade lighting
- Security and alarm systems
- Domotics (home automation)
- Audio speaker connections
- Wide range of other applications

Features and Benefits

- Time saving
- Left/right termination made independent
- Cost saving because fast & simple push-button
- Termination using standard pliers
- Space saving
- Aesthetically pleasing
- Easy to keep clean because no ribs or edges
- Smooth transition from jacketed cable to connector
- Optional IP 65 & 67 sealing
- Suitable up to 2,5Amp / 230V
- Fits through Ø 15 mm hole
- Suitable for solid, fused and stranded wire
- Ring to cover jacketed cable

Agency approvals

- KEMA/ENEC
- UL

Highlight Technical specifications

- Suitable for 0,75 mm² and AWG 18 stranded, fused, solid (see product specifications)
- Cable entry diameter max 7,3 mm
- Wire entry diameter max 2,85 mm
- Voltage: 230V Max Current: 2,5 A max.
- Voltage: 50V AC/120DC Current: 5 Amp max.
- Temp. rating: -40 to +85 °C

Technical Documents

- Product specifications 108-19419
- Application specification 114-19136

Colours

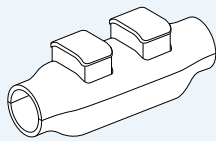


- Transparent with green buttons



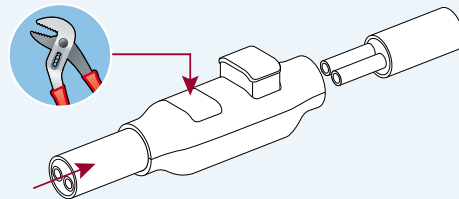
- Transparent with blue buttons (sealed version)

How CoolSplice Connectors work



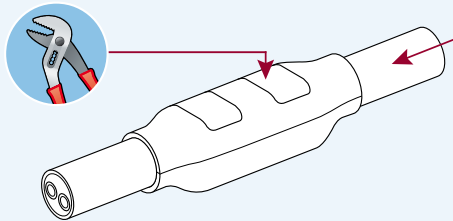
CoolSplice connector

- CoolSplice connector buttons must be sticking out when no wires are connected.



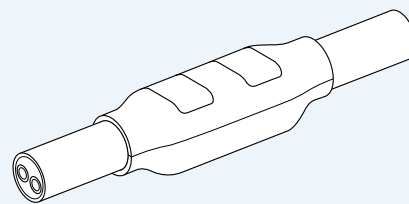
Step 1

- If present, strip the outer jacket over the appropriate length. Push the wire into the CoolSplice connector exactly half way. Push down the button. Visually check the termination.



Step 2

- Repeat step 1 but now on the other side.



Ready!

- Connection complete. It is always possible to visually check your connection! You should see the isolation of all wires inside the CoolSplice Connector between the buttons.

CoolSplice Connector Part Numbers

	Part Number
Unsealed (green buttons) standard version	293545-1
Sealed (blue buttons) standard version	293545-2

Packaging: PPQ=15 in a box. (MOQ = 1920, 128 boxes)

Highlight Technical specifications

- Time saving because no wire-stripping
- Left/right termination made independent
- Cost saving because fast & simple push-button
- Termination using standard pliers
- Reliable & proven connection technology
- Space saving
- IP 66
- Easy to connect AWG 18 to flat-ribbon cable
- Aesthetically pleasing

Agency approvals

- UL

Technical Documents

- Product specifications 108-19388
- Application specification 114-19131

Colours



- No contacts, cable seal only

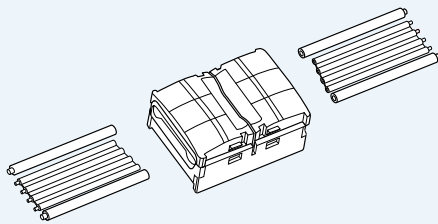


- Shortcut middle 2 conductors for loop-back function



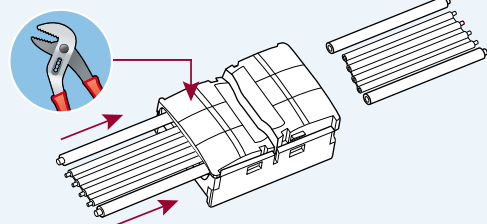
- Splice connector s

How CoolSplice Connectors for ribbon cable works



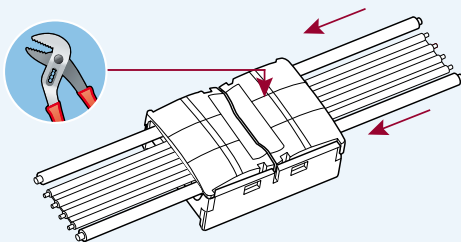
CoolSplice connector for ribbon cable

- Gel connector buttons must be sticking out when no wires are connected.



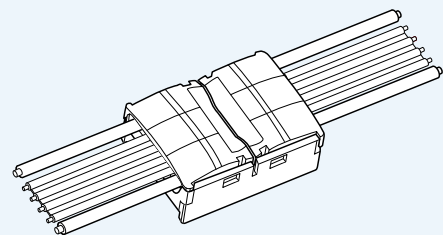
Step 1

- Push the wire into the gel connector exactly half way. (if needed, insert 18 awg wire to connect the two outer conductors) Push down the button to terminate.



Step 2

- Repeat step 1 on the other side.



Ready!

- Connection complete. It is always possible to visually check your connection! You should see the isolation of all wires inside the gel connector between the buttons. Refer to application specification.

CoolSplice Connectors for ribbon cable

	Part Number
Standard version (transparent, no color) - Ribbon cable to ribbon cable version	5-293521-1
End version with bridge (transparent, light blue color)	5-293522-1
End version no bridge (transparent, light green color)	5-293522-2

Packaging: PPQ=10 in a box , MOQ = 1280

Frequently asked questions

What are the uses for CoolSplice connectors?

The CoolSplice connectors can easily make a permanent wire-to-wire or wire-to flat-ribbon cable termination. The left- and right-side can be terminated separately and independently from each other, making the connector suitable on a pig-tail. The connectors are designed to occupy as little space as possible, have no sharp edges and are easy to clean in applications where this is required.

Is application tooling required?

No, to make the electrical termination no special tools are needed, a standard pair of pliers will do. Most common pliers can be used to clamp the connector to the wire in 2 simple steps.

Does the product have agency approvals?

The standard version of the CoolSplice connectors has both UL and KEMA approval. The ribbon cable versions have UL approval.

Can the connector be used outside or underground?

The sealed versions of the connectors have an IP rating, however we strongly recommend to put them inside an enclosure if used outside or underground.

Can you reuse the product after termination?

The splice is designed for one termination only, to reconnect please use a new splice.

FOR MORE INFORMATION

Technical Support

Internet:	www.te.com/lighting	Netherlands	+31 73 6246 999
Help:	www.te.com/help	Poland	+48 22 4576 704
Austria	+43 1 90560 1228	Romania	+40 21 311 3479
Bulgaria	+359 2 971 2152	Russia	+7 495 790 7902
Czech Republic & Slovakia	+420 541 162 113	Spain & Portugal	+34 93 291 0366
Egypt	+202 4179 7647	Turkey	+90 212 281 8181
France	+33 1 3420 8686	Ukraine	+380 44 206 2265
Germany	+49 6251 133 1999	United Kingdom	+44 800 267 666
Greece	+30 210 9370 396	USA	+1 800 522 6752
Hungary	+36 1 289 1016	Canada	+1 905 475 6222
Italy	+39 011 4012 632	Mexico	+52 55 1106 0800
India	+91 80 285 40800	Latin & South America	+54 11 4733 2200
Lithuania & Latvia	+370 5 213-1402	China	+86 400 820 6015



Part Numbers in this brochure are RoHS Compliant*, unless marked otherwise.
*as defined www.tycoelectronics.com/leadfree

te.com

© 2011 Tyco Electronics Corporation. All Rights Reserved.
9-1773459-3

CoolSplice, TE (logo) and TE Connectivity are trademarks of the TE Connectivity group of companies and its licensors. Other products, logos, and Company names mentioned herein may be trademarks of their respective owners.

While TE Connectivity has made every reasonable effort to ensure the accuracy of the information in this catalog, TE Connectivity does not guarantee that it is error-free, nor does TE Connectivity make any other representation, warranty or guarantee that the information is accurate, correct, reliable or current. TE Connectivity reserves the right to make any adjustments to the information contained herein at any time without notice. TE Connectivity expressly disclaims all implied warranties regarding the information contained herein, including, but not limited to, any implied warranties of merchantability or fitness for a particular purpose. The dimensions in this catalog are for reference purposes only and are subject to change without notice. Specifications are subject to change without notice. Consult TE Connectivity for the latest dimensions and design specifications.

